

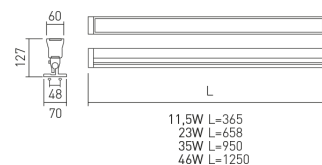


Dimensions

Product dimensions (mm)	70 x 658 x 127
Net weight (g)	2809
Gross weight (Kg)	3

Scheme





Scheme



Lineal LED outdoor projector from the TROLL family Canal S.

DESCRIPTION

Lineal LED outdoor projector from the TROLL family Canal S setting an advanced and innovative thermal balance system through passive dissipation with stable colour temperature of 6500° K (cold white) optimised to be used as Indoor or outdoor lighting of high heights spaces and structures. Designed for floor wall or ceiling surface mounted. Body built in extruded aluminium with frontal protection made of tempered glass finished in grey. Luminaire is IP65. Luminaire built-in an independent lens system for each led with an angle beam of 25°. Luminaire sets a 23 W LED source with CRI higher than 85 % and a chromatic dispersion lower than 3 SMCD. Luminaire sets a ball joint system which allows tilting 180°. Fixture has a luminous flux of 1241 Lm, with an efficiency of 54,0 Lm/W and a total consumption of 23 W. The average life for the luminaire is 50000 h (stabilised at a minimum flux of 70 % from the original). Luminaire built-in an auxiliary gear ON/OFF fed at 220-240V; 50/60 Hz.

Item code	LD139506504000
Product type	OUT
Category	Projectors
Family	Canal
Subfamily	Canal S
Materials	Body built in extruded aluminium with frontal protection made of tempered glass.
Optical system	Luminaire built-in an independent lens system for each led.
Installation instructions	Luminaire designed for floor wall or ceiling surface mounted.
Pictograms	   

Product

Real power (W)	23
Real luminous flux (Lm)	1241
Luminous efficiency (Lm/W)	54,0
Beam angle (°)	25
Life time (h)	50000
IP	65
IK	8
Electrical class insulation	Class 1
Operating temperature	from -20°C to 35°C
Electrical feeding	220..240V, 50/60Hz
Colour	Grey
Energy efficiency class	A

Control gear

Control gear included	Yes
Control gear	Electronic Control Gear
Factor de potencia	0,9

Light source

Light source included	Yes
Light source	Led
Nominal power (W)	20,7
Nominal luminous flux (Lm)	1427
Colour temperature (K)	6500
Colour consistency (SDCM)	3
CRI	80

Photometry

Photometry

