

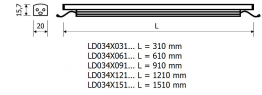


#### Dimensions

Product dimensions (mm) 20 x 1510 x 15,7

#### Scheme

#### Scheme



#### Product

Real power (W)	34,4
Real luminous flux (Lm)	2643
Luminous efficiency (Lm/W)	77
Beam angle (°)	60
Life time (h)	50000
IP	20
Electrical class insulation	Class 3
Photobiological risk	0 - Exempt
Operating temperature	from -20°C to 35°C
Electrical feeding	24 VDC

#### Control gear


Control gear Electronic Control Gear

#### Light source

Light source included	Yes
Light source	Led
Nominal power (W)	31,25
Colour temperature (K)	6500
CRI	80

#### Photometry

#### Photometry



#### Accessories

48/04 With terminals up to 4 mm<sup>2</sup> section. To join 5 mm<sup>2</sup> silicone cable to 13 mm<sup>2</sup>.

### Small format LED linear luminaire from the TROLL family Perfiled.

#### DESCRIPTION

Small format LED linear luminaire from the TROLL family Perfiled setting an advanced and innovative thermal balance system through passive dissipation with stable colour temperature of 6500° (cold white) optimised to be used as indoor or outdoor lighting where environmental integration was a relevant requirement such as bathrooms, kitchen furniture, shelves or retro-illumination. Designed for wall or ceiling surface mounted. Body profile built in extruded aluminium with IP65 connectors finished in grey. Luminaire built-in an optical system based on a lens made of synthetic material with an angle beam of 60°. Luminaire sets a 31,25 W LED source with CRI higher than 85 % and a chromatic dispersion lower than 3 SMCD. Fixture has a luminous flux of 2643 Lm, with an efficiency of 77 Lm/W and a total consumption of 34,4 W. The average life for the luminaire is 50000 h (stabilised at a minimum flux of 70 % from the original). Luminaire is fed at 220-240V; 50/60 Hz. and needs a constant power auxiliary gear.

Item code	LD034515114021
Product type	IN
Category	Surface & Suspended Linears
Family	Led Profile
Subfamily	Perfiled
Materials	Body profile built in extruded aluminium with IP65 connectors.
Optical system	Luminaire built-in an optical system based on a lens made of synthetic material.
Installation instructions	Luminaire designed for wall or ceiling surface mounted.
Pictograms	

Picture



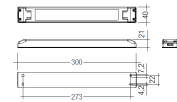
71/LD10024

96W Power supply driver from the Troll family Standard DriverP.

Picture



Scheme



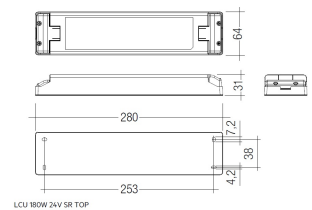
71/LD18024

180W Power supply driver from the Troll family Standard DriverP

Picture



Scheme



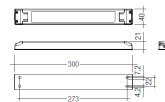
71/LD3524

35W Power supply driver from the Troll family Standard DriverP.

Picture



## Scheme



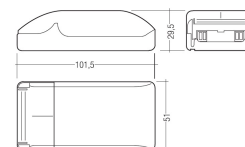
71/LD6024

60W Power supply driver from the Troll family Standard DriverP.

## Picture



## Scheme



73/DLP

Light dimming controller 12-24V. On/Off Push, Dali, 0-10V, 1-10V. (Master)

## Picture



73/DLS

Light dimming controller 12-24V. On/Off Push, Dali, 0-10V, 1-10V. (Slave)

## Picture



LD04400000001

30 cm cable with Female power supply connector.

LD04400000002

30 cm cable with Male power supply connector.

LD04400000003

30 cm interconnection cable with Male - Female.

LD04400000041

2 fixing plates.

Scheme



LD04400000042

15° - 2 fixing plates.

Scheme



LD04400000043

30° - 2 fixing plates.

Scheme



LD04400000044

45° - 2 fixing plates.

Scheme

