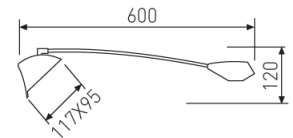


Dimensions

Product dimensions (mm)	600 x 120
Packing dimensions (mm)	662 x 130 x 110
Net weight (g)	600
Gross weight (Kg)	0,65

Scheme

Scheme



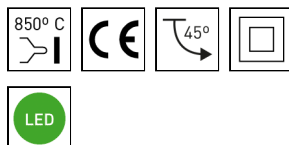
Compact asymmetrical LED projector from the TROLL family S.D.I.V..

DESCRIPTION

Compact asymmetrical LED projector from the TROLL family S.D.I.V. setting an advanced and innovative thermal balance system through passive dissipation with stable colour temperature of 3000° K (warm white) optimised to light vertical planes in ephemeral installations such as stands and exhibitions, as well as fix installations like commercial shelves, libraries art galleries or similar. Designed for installed on TROLL base 245/XX or 246/xx. Head built in die-cast aluminium with matt protection glass and steel rod with connection box made of thermoplastic material finished in grey. Luminaire built-in an high purity wallwasher reflector with an angle beam of 85°/70°. Luminaire sets a 13 W LED source with CRI higher than 80 % and a chromatic dispersion lower than 4 SDCM. Luminaire sets a ball joint system which allows tilting 45°. Fixture has a luminous flux of 700 Lm, with an efficiency of 53,8 Lm/W and a total consumption of 13 W. The average life for the luminaire is 50000 h (stabilised at a minimum flux of 70 % from the original). Luminaire fed at 220-240V; 50/60 Hz.

Item code	747L/83/21
Product type	IN
Category	Tracklights
Family	S.D.I.V.
Subfamily	S.D.I.V.
Materials	Head built in die-cast aluminium with matt protection glass and steel rod with connection box made of thermoplastic material.
Optical system	Luminaire built-in a high purity wallwasher reflector.
Installation instructions	Luminaire designed for installed on TROLL base 245/XX or 246/xx.

Pictograms



Product

Real power (W)	13
Real luminous flux (Lm)	700
Luminous efficiency (Lm/W)	53,8
Beam angle (°)	85 / 70
Life time (h)	50000
IP	20
Electrical class insulation	Class 2
Operating temperature	from -20°C to 35°C
Electrical feeding	220..240V, 50/60Hz
Colour	Grey
Energy efficiency class	A

Control gear

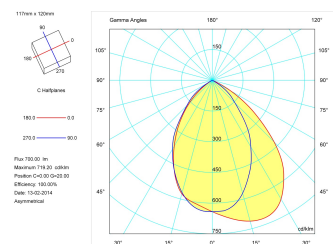
Control gear	Without Gear
--------------	--------------

Light source

Light source included	Yes
Light source	Led
Nominal power (W)	12
Nominal luminous flux (Lm)	1200
Colour temperature (K)	3000
CRI	80

Photometry

Photometry




Accessories

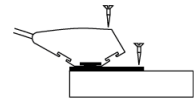
245/21

Straight mount for horizontal surfaces.

Picture



Scheme



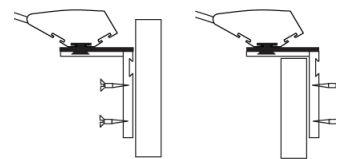
246/21

Straight mount for vertical surfaces.

Picture



Scheme



248/S/04

Connecting cable with 2P + TT lateral pin.

Picture

