

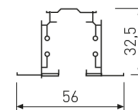


## Dimensions

Product dimensions (mm)	31,5 x 4000 x 32,5
-------------------------	--------------------

## Scheme

Scheme



## Product

IP	20
Electrical class insulation	Class 1
Electrical feeding	100..240V, 50/60Hz
Colour	White

## Control gear

## Accessories

2400/33	End cover.
---------	------------

## Picture



## Scheme



2401/01/33

Left.

## Recessed triphasic track L: 4000mm

## DESCRIPTION

4 m. electrified triphasic track from the TROLL family Trifásico. of the TROLL three-phase family. Designed for ceiling recessed installation. Body made in aluminum extrusion with copper wires embedded in PVC profile and finished in white.

Item code	2421/400/33
-----------	-------------

Product type	IN
--------------	----

Category	Tracklights
----------	-------------

Family	Tracks
--------	--------

Subfamily	Trifásico
-----------	-----------

Optical system	
----------------	--

Pictograms	
------------	--



Picture



Scheme



2401/02/33

Right.

Picture



Scheme



2402/33

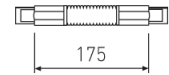
Flexible connector.

Picture



---

Scheme



---

2403/10/33

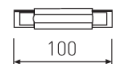
Continuity connector with connection.

Picture



---

Scheme



---

2403/33

Continuity connector.

Picture



---

Scheme



---

2407/01/33

Left "T" connector, option of connection.

Picture



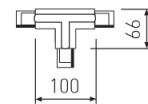
2407/02/33

Right "T" connector, option of connection.

Picture



Scheme



2407/03/33

Right "T" connector, option of connection.

Picture



2407/04/33

Left "T" connector, option of connection.

Picture



2408/01/33

Left "L" connector, option of connection.

Picture



2408/02/33

Right "L" connector, option of connection.

Picture



Scheme



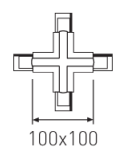
2409/33

"+" connector, option of connection.

Picture



Scheme



2413/00

Fastening directly to the ceiling.

Picture



Scheme



2417/33

Adaptor with cable.

Picture



Scheme



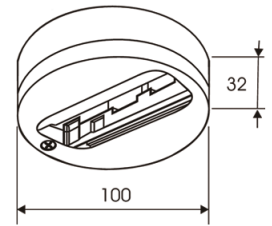
2427/33

Surface base for spotlights with three-phase adapter.

Picture



Scheme



2431/00

Suspension clamp.

Picture



Scheme



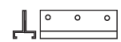
2432/00

Reinforced suspension clamp.

Picture



Scheme



L=182 mm

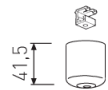
2434/33

Ceiling rose fastening.

Picture



Scheme



2435/00

M6 threaded stem.

Picture



Scheme



L=2000mm

2438/00

M6 nut.

Picture





---

Scheme



---

2439/00

M6 adjustment sleeve.

---

Picture



---

Scheme



---

2440/00

Cable suspension.

---

Picture



---

Scheme



L=1500mm

---

2441/00

Bending tool.

Picture



Scheme



447/100/33

Universal adaptor for 3-phase track.  
Built-in electronic transformer 12V  
100VA.

Picture



Scheme

