

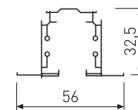


Dimensions

| | |
|-------------------------|--------------------|
| Product dimensions (mm) | 31,5 x 1000 x 32,5 |
|-------------------------|--------------------|

Scheme

Scheme



Product

| | |
|-----------------------------|--------------------|
| IP | 20 |
| Electrical class insulation | Class 1 |
| Electrical feeding | 100..240V, 50/60Hz |
| Colour | White |

Control gear

Accessories

| | |
|---------|------------|
| 2400/33 | End cover. |
|---------|------------|

Picture



Scheme



2401/01/33

Left.

Recessed triphasic track L: 1000mm

DESCRIPTION

1 m. electrified triphasic track from the TROLL family Trifásico. of the TROLL three-phase family. Designed for ceiling recessed installation. Body made in aluminum extrusion with copper wires embedded in PVC profile and finished in white.

| | |
|-----------|-------------|
| Item code | 2421/100/33 |
|-----------|-------------|

| | |
|--------------|----|
| Product type | IN |
|--------------|----|

| | |
|----------|-------------|
| Category | Tracklights |
|----------|-------------|

| | |
|--------|--------|
| Family | Tracks |
|--------|--------|

| | |
|-----------|-----------|
| Subfamily | Trifásico |
|-----------|-----------|

Pictograms



Picture



Scheme



2401/02/33

Right.

Picture



Scheme



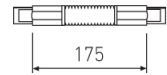
2402/33

Flexible connector.

Picture



Scheme



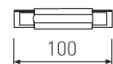
2403/10/33

Continuity connector with connection.

Picture



Scheme



2403/33

Continuity connector.

Picture



Scheme



2407/01/33

Left "T" connector, option of connection.

Picture



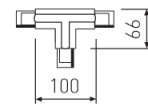
2407/02/33

Right "T" connector, option of connection.

Picture



Scheme



2407/03/33

Right "T" connector, option of connection.

Picture



2407/04/33

Left "T" connector, option of connection.

Picture



2408/01/33

Left "L" connector, option of connection.

Picture



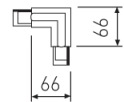
2408/02/33

Right "L" connector, option of connection.

Picture



Scheme



2409/33

"+" connector, option of connection.

Picture



Scheme



2413/00

Fastening directly to the ceiling.

Picture



Scheme



2417/33

Adaptor with cable.

Picture



Scheme



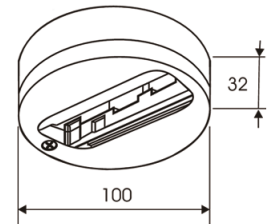
2427/33

Surface base for spotlights with tree-phase adapter.

Picture



Scheme



2431/00

Suspension clamp.

Picture



Scheme



2432/00

Reinforced suspension clamp.

Picture



Scheme



L=182 mm

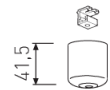
2434/33

Ceiling rose fastening.

Picture



Scheme



2435/00

M6 threaded stem.

Picture



Scheme



L=2000mm

2438/00

M6 nut.

Picture



Scheme



2439/00

M6 adjustment sleeve.

Picture



Scheme



2440/00

Cable suspension.

Picture



Scheme



L=1500mm

2441/00

Bending tool.

Picture



Scheme



447/100/33

Universal adaptor for 3-phase track.
Built-in electronic transformer 12V
100VA.

Picture



Scheme

