

Surface DALI PULSE track L: 3000mm**DESCRIPTION**

Electrified DALI PULSE track of 3 m. of the TROLL three-phase family. Designed for wall or ceiling surface mounted as well as hanging. Body made of extruded aluminium setting copper wires imbeded in PVC profile and finished in black.

Item code	2420D/300/20
-----------	--------------

Product type	IN
--------------	----

Category	Tracklights
----------	-------------

Family	Tracks
--------	--------

Subfamily	Trifásico
-----------	-----------

Pictograms	
------------	--

**Dimensions**

Product dimensions (mm)	31,5 x 3000 x 32,5
-------------------------	--------------------

Product

IP	20
----	----

Electrical class insulation	Class 1
-----------------------------	---------

Electrical feeding	110..240V, 50/60Hz
--------------------	--------------------

Colour	Stainless steel
--------	-----------------

Control gear**Accessories**

2400/04	End cover.
---------	------------

Picture	
---------	--

**Scheme**

2401D/01/04	DALI Left feeder
-------------	------------------

Picture	
---------	--



Scheme



2401D/02/04

DALI Right feeder

Picture



Scheme



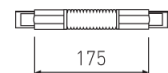
2402D/04

DALI Flexible connector.

Picture



Scheme



2403D/04

DALI continuity connector.

Picture



Scheme



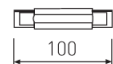
2403D/10/04

Continuity connector with DALI connection.

Picture



Scheme



2407D/01/04

DALI connector "T" Left with possibility of connection.

Picture



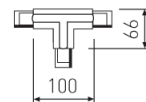
2407D/02/04

DALI "T" connector Right with possibility of connection.

Picture



Scheme



2407D/03/04

DALI "T" connector Right with possibility of connection.

Picture



2407D/04/04

DALI connector "T" Left with possibility of connection.

Picture



2408D/01/04

DALI connector "L" Left with possibility of connection.

Picture



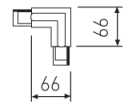
2408D/02/04

DALI "L" connector Right with possibility of connection.

Picture



Scheme



2409D/04

DALI "+" connector with possibility of connection.

Picture



Scheme



2413/00

Fastening directly to the ceiling.

Picture



Scheme



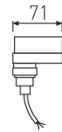
2417D/04

DALI adapter with cable

Picture



Scheme



2418/33

Support look.

Picture



Scheme



2431/00

Suspension clamp.

Picture



Scheme



2432/00

Reinforced suspension clamp.

Picture



Scheme



L=182 mm

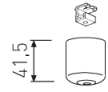
2434/04

Ceiling rose fastening.

Picture



Scheme



2435/00

M6 threaded stem.

Picture



Scheme



L=2000mm

2438/00

M6 nut.

Picture



Scheme



M6

2439/00

M6 adjustment sleeve.

Picture



Scheme



2440/00

Cable suspension.

Picture



Scheme



L=1500mm

2441/00

Bending tool.

Picture



