




---

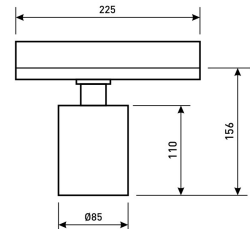
**Dimensions**

Product dimensions (mm)	ø85 x 156
Packing dimensions (mm)	270 x 145 x 120
Net weight (g)	627
Gross weight (Kg)	0,8

---

**Scheme**


---

**Scheme**







---

## Monobloc cylindrical spotlight from the TROLL family Luxcan C.

---

**DESCRIPTION**

Monobloc cylindrical spotlight from the TROLL family Luxcan C setting an advanced and innovative thermal balance system through passive dissipation with stable colour temperature of 4000° K (neutral white) optimised to be used as general & accent lighting for commercial areas shop-windows and different indoor spaces. Designed for Installation on the TROLL triphasic track. Body built in extruded aluminium painted with high quality AXALTA coatings finished in black. Luminaire built-in a reflector made of high purity aluminium with an angle beam of 40°. Luminaire sets a 25 W LED source with CRI higher than 90 % and a chromatic dispersion lower than 3 SDCM. Luminaire sets a ball joint system which allows rotation 355° and tilting 90°. Fixture has a luminous flux of 2642 Lm, with an efficiency of 96,1 Lm/W and a total consumption of 27,5 W. The average life for the luminaire is 50000 h (established at a minimum flux of 70 % from the original). Luminaire built-in an auxiliary gear ON/OFF fed at 220-240V; 50/60 Hz.

Item code	11.1710.2441.04
Product type	IN
Category	Tracklights
Family	Luxcan
Subfamily	Luxcan C
Materials	Body built in extruded aluminium painted with high quality AXALTA coatings.
Optical system	Luminaire built-in a reflector made of high purity aluminium.
Installation instructions	Luminaire designed for Installation on the TROLL triphasic track.
Pictograms	   

---

**Product**

Real power (W)	27.5
Real luminous flux (Lm)	2642
Luminous efficiency (Lm/W)	96,1
Beam angle (°)	40
Life time (h)	50000
IP	20
Electrical class insulation	Class 1
Operating temperature	from -20°C to 35°C
Electrical feeding	220..240V, 50/60Hz
Colour	Black
Energy efficiency class	A+

---

**Control gear**

Control gear included	Yes
Control gear	Electronic Control Gear
Factor de potencia	0,98

---

**Light source**

Light source included	Yes
Light source	LED
Nominal power (W)	28
Nominal luminous flux (Lm)	3000
Average life time (h)	50000
Colour temperature (K)	4000
Current (mA)	700
Colour consistency (SDCM)	3
CRI	90

---

**Photometry**

Photometry

225mm x 85mm



Semiplanos C

180 0 — 0.0

Flujo: 2642.11 lm  
Máximo: 5284.27 cd  
Potencia: 4.00 W  
Rendimiento: 100.00%  
Fecha: 07/05/2018  
Rotosimétrico

