


---

**Dimensions**


---

Product dimensions (mm)	ø60 x 300
Net weight (g)	1000

---

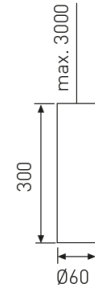


---

**Scheme**


---

Scheme




---

**Product**


---

Real power (W)	8
Real luminous flux (Lm)	828
Luminous efficiency (Lm/W)	103,5
Beam angle (°)	12
Life time (h)	50000
IP	20
Electrical class insulation	Class 1
Operating temperature	from -20°C to 35°C
Electrical feeding	220..240V, 50/60Hz
Colour	Ceramic white
Energy efficiency class	A+

---



---

**Control gear**


---

Control gear included	Yes
Control gear	Electronic Control Gear
Factor de potencia	0,99

---



---

**Light source**


---

Light source included	Yes
Light source	Led
Nominal power (W)	7
Nominal luminous flux (Lm)	900
Colour temperature (K)	3000
Colour consistency (SDCM)	3
CRI	90

---



---

**Photometry**


---



---

## Decorative and minimalist luminaire with neutral aesthetic from the TROLL family Tubular LED.

---



---

**DESCRIPTION**


---

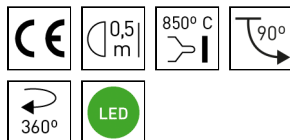
Decorative and minimalist luminaire with neutral aesthetic from the TROLL family Tubular LED setting an advanced and innovative thermal balance system through passive dissipation with stable colour temperature of 3000° K (warm white) optimised to be used as general lighting of commercial or domestic areas, as well as contract spaces where aesthetic and design were a relevant requirement. Designed for Ceiling suspended installation. Luminaire body built in extruded aluminium finished in white with orange interior Luminaire built-in an high purity aluminium reflector with tempered protection glass with an angle beam of 12°. Luminaire sets a 7 W LED source with CRI higher than 85 % and a chromatic dispersion lower than 3 SMCD. Fixture has a luminous flux of 828 Lm, with an efficiency of 103,5 Lm/W and a total consumption of 8 W. The average life for the luminaire is 50000 h (stabilised at a minimum flux of 70 % from the original). Luminaire built-in an auxiliary gear ON/OFF fed at 220-240V; 50/60 Hz.

Item code	11.1645.1311.63
Product type	IN
Category	Surface Downlights
Family	Tubular-S
Subfamily	Tubular P
Materials	Luminaire body built in extruded aluminium.
Optical system	Luminaire built-in a high purity aluminium reflector with tempered protection glass.
Installation instructions	Luminaire designed for Ceiling suspended installation.

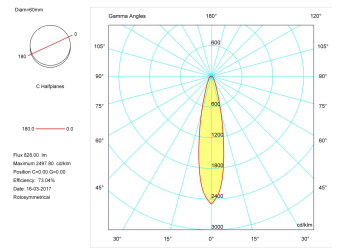
---

**Pictograms**


---



**Photometry**



**Accessories**

11.1645.0001.63	On-Off base area
11.1645.0002.63	On-Off half-surface area.