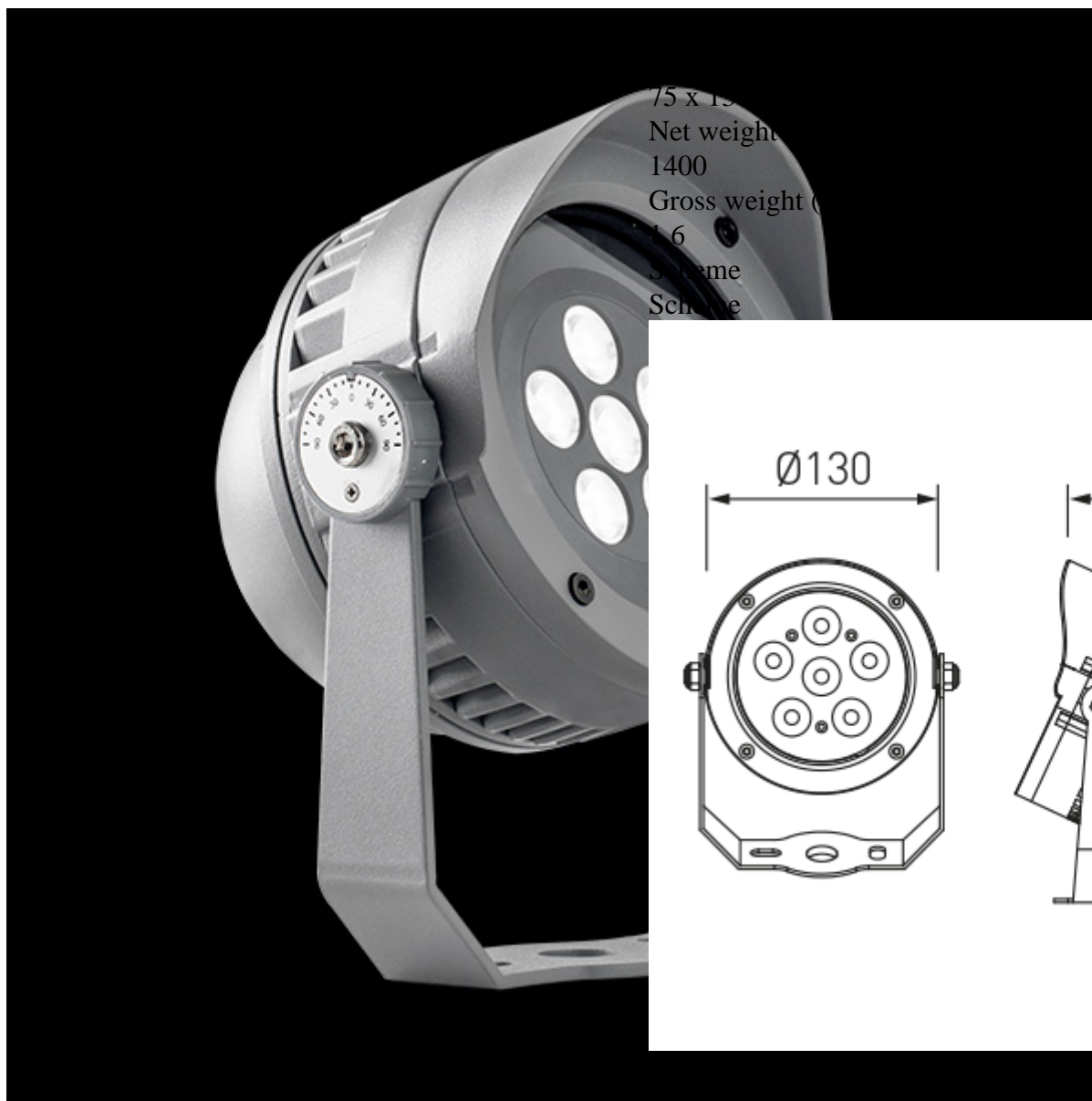


BEAM - BEAM Item code 11.1606.2831.22  or type unknown

 or type unknown

www.troll.es

www.luxiona.com



LED Outdoor projector from the TROLL family Beam

DESCRIPTION

LED Outdoor projector from the TROLL family Beam setting an advanced and innovative thermal balance system through passive dissipation with stable colour temperature of 3000° K (warm white) optimised to be used as lighting of gardens, façades or fountains and all outdoor applications requiring light projection. Designed for floor wall or ceiling surface mounted. Luminaire body built in die-cast aluminium finished in anthracite. Luminaire is IP65 and IK08. Luminaire built-in an independent lens system for each led with an angle beam of 20°. Luminaire sets a 12 W LED source with CRI higher than 80 % and a chromatic dispersion lower than 3 SMCD. Luminaire sets a ball joint system which allows tilting 90°. Fixture has a luminous flux of 777 Lm, with an efficiency of 57,6 Lm/W and a total consumption of 13,5 W. The average life for the luminaire is 50000 h (stabilised at a minimum flux of 70 % from the original). Luminaire built-in an auxiliary gear ON/OFF fed at 220-240V; 50/60 Hz.

Real power (w)

13,5

Real luminous flux (Lm)

777

Luminous efficiency (Lm/W)

57,6

Beam angle (°)

20

Life time (h)

50000

IP

65

IK

Item code BEAM BEAM Item code 11.1606.2831.22

image not found or type unknown

11.1606.2831.22

Product type

OUT

Category

Projector.es

Family luxiona.com

Beam

Subfamily

Beam

Materials

Luminaire body built in die-cast aluminium.

Optical system

Luminaire built-in an independent lens system for each

Installation instructions

Luminaire designed for floor wall or ceiling surface mount

Electrical class insulation

Class 1

Operating temperature

from -20°C to 35°C

Electrical feeding

220..240V, 50/60Hz

Colour

Anthracite

Energy efficiency class

A

Control gear

Control gear included

Yes.

Control gear

Electronic Control Gear

Factor de potencia

0,9

Light source

Light source included

Yes

Light source

Led

Nominal power (W)

12

Nominal luminous flux (Lm)

894

Colour temperature (K)

3000

Colour consistency (SDCM)

3

CRI

80

Photometry

Photometry



BEAM - BEAM Item code 11.1606.2831.22



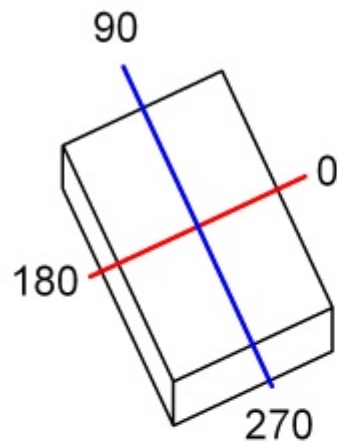
193mm x 130mm

Image not found or type unknown



www.troll.es

www.luxiona.com



C Halfplanes

180.0 ————— 0.0

270.0 ————— 90.0

Flux 777.00 lm

Maximum 5473.90 cd/klm

Position C=0.00 G=0.00

Efficiency: 100.00%

Date: 07-03-2017

Double Symmetrical

105°

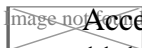
90°

75°

60°

45°

BEAM - BEAM Item code 11.1606.2831.22



Accessories

11.1606.0002.22

Base for stake in polyamide. For 12W/18W.

image not found or type unknown



www.troll.es

www.luxiona.com