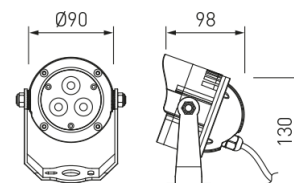




Dimensions

| | |
|-------------------------|---------------|
| Product dimensions (mm) | 98 x 90 x 130 |
| Net weight (g) | 400 |
| Gross weight (Kg) | 0,6 |

Scheme

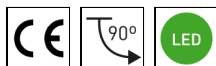
Scheme


LED Outdoor projector from the TROLL family Beam.

DESCRIPTION

LED Outdoor projector from the TROLL family Beam setting an advanced and innovative thermal balance system through passive dissipation with stable colour temperature of 3000° K (warm white) optimised to be used as lighting of gardens, façades or fountains and all outdoor applications requiring light projection. Designed for floor wall or ceiling surface mounted. Luminaire body built in die-cast aluminium finished in anthracite. Luminaire is IP65 and IK08. Luminaire built-in an independent lens system for each led with an angle beam of 45°. Luminaire sets a 6 W LED source with CRI higher than 80 % and a chromatic dispersion lower than 3 SMCD. Luminaire sets a ball joint system which allows tilting 90°. Fixture has a luminous flux of 304 Lm, with an efficiency of 43,4 Lm/W and a total consumption of 7 W. The average life for the luminaire is 50000 h (stabilised at a minimum flux of 70 % from the original). Luminaire built-in an auxiliary gear ON/OFF fed at 220-240V; 50/60 Hz.

| | |
|---------------------------|---|
| Item code | 11.1606.1832.22 |
| Product type | OUT |
| Category | Projectors |
| Family | Beam |
| Subfamily | Beam |
| Materials | Luminaire body built in die-cast aluminium. |
| Optical system | Luminaire built-in an independent lens system for each led. |
| Installation instructions | Luminaire designed for floor wall or ceiling surface mounted. |

Pictograms


Product

| | |
|-----------------------------|--------------------|
| Real power (W) | 7 |
| Real luminous flux (Lm) | 304 |
| Luminous efficiency (Lm/W) | 43,4 |
| Beam angle (°) | 45 |
| Life time (h) | 50000 |
| IP | 65 |
| IK | 8 |
| Electrical class insulation | Class 1 |
| Operating temperature | from -20°C to 35°C |
| Electrical feeding | 220..240V, 50/60Hz |
| Colour | Anthracite |
| Energy efficiency class | A |

Control gear

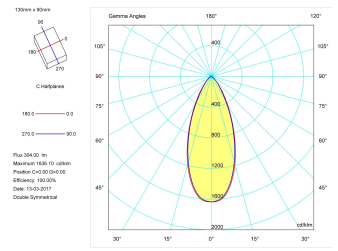
| | |
|-----------------------|-------------------------|
| Control gear included | Yes |
| Control gear | Electronic Control Gear |
| Factor de potencia | 0,9 |

Light source

| | |
|----------------------------|------|
| Light source included | Yes |
| Light source | Led |
| Nominal power (W) | 6 |
| Nominal luminous flux (Lm) | 350 |
| Colour temperature (K) | 3000 |
| Colour consistency (SDCM) | 3 |
| CRI | 80 |

Photometry

Photometry



Accessories

11.1606.0001.22

Base for stake in polyamide. For 6W.