





## Monobloc cylindrical spotlight from the TROLL family Luxcan Lens.

### DESCRIPTION

Monobloc cylindrical spotlight from the TROLL family Luxcan Lens setting an advanced and innovative thermal balance system through passive dissipation with stable colour temperature of 4000° K (neutral white) optimised to be used as general & accent lighting for commercial areas shop-windows and different indoor spaces. Designed for Installation on the TROLL triphasic track. Body built in extruded aluminium painted with high quality AXALTA coatings finished in black. Luminaire built-in an optical system based on a TIR lens to define a perfect beam without halos with an angle beam of 36°. Luminaire sets a 25,5 W LED source with CRI higher than 90 % and a chromatic dispersion lower than 3 SDCM. Luminaire sets a ball joint system which allows rotation 355° and tilting 90°. Fixture has a luminous flux of 2596 Lm, with an efficiency of 95,1 Lm/W and a total consumption of 27,3 W. The average life for the luminaire is 50000 h (stabilised at a minimum flux of 70 % from the original). Luminaire built-in an auxiliary gear ON/OFF fed at 220-240V; 50/60 Hz.

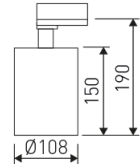
Item code	11.1524.1436.04
Product type	IN
Category	Tracklights
Family	Luxcan
Subfamily	Luxcan Lens
Materials	Body built in extruded aluminium painted with high quality AXALTA coatings.
Optical system	Luminaire built-in an optical system based on a TIR lens to define a perfect beam without halos.
Installation instructions	Luminaire designed for Installation on the TROLL triphasic track.
Pictograms	   

### Dimensions

Product dimensions (mm)	ø108 x 190
Packing dimensions (mm)	160 x 330 x 170
Net weight (g)	1000
Gross weight (Kg)	1,1

### Scheme

#### Scheme



### Product

Real power (W)	27,3
Real luminous flux (Lm)	2596
Luminous efficiency (Lm/W)	95,1
Beam angle (°)	36
Life time (h)	50000
IP	20
Electrical class insulation	Class 1
Operating temperature	from -20°C to 35°C
Electrical feeding	220..240V, 50/60Hz
Colour	Black
Energy efficiency class	A+

### Control gear

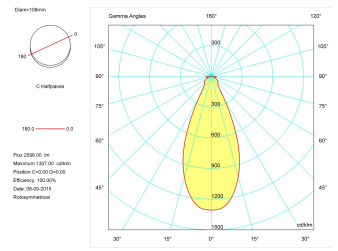
Control gear included	Yes
Control gear	Electronic Control Gear
Factor de potencia	0,98

### Light source

Light source included	Yes
Light source	Led
Nominal power (W)	25
Nominal luminous flux (Lm)	3000
Average life time (h)	50000
Colour temperature (K)	4000
Colour consistency (SDCM)	3
CRI	90

### Photometry

Photometry



Accessories

2427/04

Surface base for spotlights with tree-phase adapter.

Picture



Scheme

