

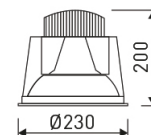


#### Dimensions

Product dimensions (mm)	ø230 x 200
Packing dimensions (mm)	326 x 348 x 280
Net weight (g)	1468
Gross weight (Kg)	1,6
Drilling hole (mm)	Ø218

#### Scheme






Scheme



## Round format fix downlight for high ceilings from the TROLL family Optics LED.

### DESCRIPTION

Round format fix downlight for high ceilings from the TROLL family Optics LED setting an advanced and innovative thermal balance system through passive dissipation with stable colour temperature of 4000° K (neutral white) optimised to be used as lighting big-space areas such as hotel lobbies, mall's food court or Hospital entrances and waiting areas. Designed for ceiling recessed installation. Luminaire body made from stainless steel sheet with secondary reflector, heat-sink and antiglare element built in aluminium finished in white. Luminaire is IP20. Luminaire built-in a primary reflector made of high purity aluminium plus an antiglare secondary reflector. with an angle beam of 25°. Luminaire sets a 60 W LED source with CRI higher than 85 % and a chromatic dispersion lower than 3 SMCD. Luminaire UGR<19. Fixture has a luminous flux of 6600 Lm, with an efficiency of 111,8 Lm/W and a total consumption of 59 W. The average life for the luminaire is 50000 h (stabilised at a minimum flux of 70 % from the original). Luminaire built-in an auxiliary gear ON/OFF fed at 220-240V; 50/60 Hz.

Item code	0585L/I6084/33
Product type	IN
Category	Recessed Downlights
Family	Optics
Subfamily	Elite
Materials	Luminaire body made from stainless steel sheet with secondary reflector, heat-sink and antiglare element built in aluminium.
Optical system	Luminaire built-in a primary reflector made of high purity aluminium plus an antiglare secondary reflector..
Installation instructions	Luminaire designed for ceiling recessed installation.
Pictograms	    

#### Product

Real power (W)	59
Real luminous flux (Lm)	6600
Luminous efficiency (Lm/W)	111,8
Beam angle (°)	25
Life time (h)	50000
IP	20
Electrical class insulation	Class 2
Operating temperature	from -20°C to 35°C
Electrical feeding	220..240V, 50/60Hz
Colour	White
Energy efficiency class	A+

#### Control gear

Control gear included	Yes
Control gear	Electronic Control Gear
Factor de potencia	0,99

#### Light source

Light source included	Yes
Light source	Led
Nominal power (W)	54
Nominal luminous flux (Lm)	8000
Colour temperature (K)	4000
Colour consistency (SDCM)	3
CRI	80

#### Photometry

Photometry

