

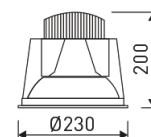


Dimensions

| | |
|-------------------------|-----------------|
| Product dimensions (mm) | ø230 x 200 |
| Packing dimensions (mm) | 326 x 348 x 280 |
| Net weight (g) | 1468 |
| Gross weight (Kg) | 1,6 |
| Drilling hole (mm) | Ø218 |

Scheme

Scheme

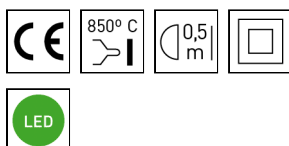


Round format fix downlight for high ceilings from the TROLL family Optics LED.
DESCRIPTION

Round format fix downlight for high ceilings from the TROLL family Optics LED setting an advanced and innovative thermal balance system through passive dissipation with stable colour temperature of 3000° K (warm white) optimised to be used as lighting big-space areas such as hotel lobbies, mall's food court or Hospital entrances and waiting areas. Designed for ceiling recessed installation. Luminaire body made from stainless steel sheet with secondary reflector, heat-sink and antiglare element built in aluminium finished in white. Luminaire is IP20. Luminaire built-in a primary reflector made of high purity aluminium plus an antiglare secondary reflector. with an angle beam of 80°. Luminaire sets a [W nominal] W LED source with CRI higher than 85 % and a chromatic dispersion lower than 3 SMCD. Luminaire UGR<19. Fixture has a luminous flux of 6292 Lm, with an efficiency of 106,6 Lm/W and a total consumption of 59 W. The average life for the luminaire is 50000 h (stabilised at a minimum flux of 70 % from the original). Luminaire built-in an auxiliary gear ON/OFF fed at 220-240V; 50/60 Hz.

| | |
|---------------------------|--|
| Item code | 0585L/E6083/33 |
| Product type | IN |
| Category | Recessed Downlights |
| Family | Optics |
| Subfamily | Elite |
| Materials | Luminaire body made from stainless steel sheet with secondary reflector, heat-sink and antiglare element built in aluminium. |
| Optical system | Luminaire built-in a primary reflector made of high purity aluminium plus an antiglare secondary reflector.. |
| Installation instructions | Luminaire designed for ceiling recessed installation. |

Pictograms



Product

| | |
|-----------------------------|--------------------|
| Real power (W) | 59 |
| Real luminous flux (Lm) | 6292 |
| Luminous efficiency (Lm/W) | 106,6 |
| Beam angle (°) | 50 |
| Life time (h) | 50000 |
| IP | 20 |
| Electrical class insulation | Class 2 |
| Operating temperature | from -20°C to 35°C |
| Electrical feeding | 220..240V, 50/60Hz |
| Colour | White |
| Energy efficiency class | A+ |

Control gear

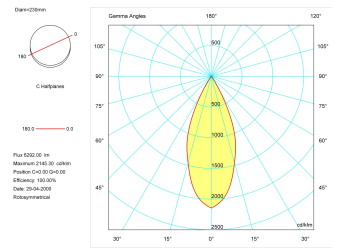
| | |
|-----------------------|-------------------------|
| Control gear included | Yes |
| Control gear | Electronic Control Gear |
| Factor de potencia | 0,99 |

Light source

| | |
|----------------------------|------|
| Light source included | Yes |
| Light source | Led |
| Nominal power (W) | 54 |
| Nominal luminous flux (Lm) | 7500 |
| Colour temperature (K) | 3000 |
| Colour consistency (SDCM) | 3 |
| CRI | 80 |

Photometry

Photometry



Accessories

210/00

Diffuser. IP40 - IK08. Transparent.

Picture



Scheme



210/03

Diffuser. matt.

Picture



Scheme



58/0273/00

Transparent difusser

