

NEPTUN INDUSTRY LED 6000 PC-OPAL E IP66 840 / 1163X115X110MM HT50

Product information


Index	19.4330.1121.21
EAN	5902107407490
Category	Suspended, Surface
Family	NEPTUN INDUSTRY LED HT50
Application	Industry

Light and electrical features

Light source	LED
Voltage	220..240 V, 50..60 Hz
Driver	standard on/off (E)
Operating temperature range [°C]	-25 ÷ 50
Power of luminaire [W]	35.3
Lifetime of LED sources [h]	60000
Lx/By	L80/B10
Colour of the light [K]	4000
CRI	>80
SDCM (LED sources)	3
Protection against electric shock	I
Circuit load capacity	20 (B10), 32 (B16), 25 (C10), 40 (C16)
Light distribution	Direct (I-down)
LED power [W]	31.5
Luminous flux LED [lm]	6492
Beam angle [°]	(C0-C180) / (C90-C270) - 120,4° / 99°
Luminaire luminous flux [lm]	5540.3
Luminaire's light efficiency [lm/W]	156.9


Mechanical features

Assembly	directly mounted to ceiling construction or surface mounted on slings
Material	polycarbonate
Colour	grey
Diffuser	PC (opallescopic polycarbonate)
Dimensions A x B x H [mm]	1163 x 115 x 110



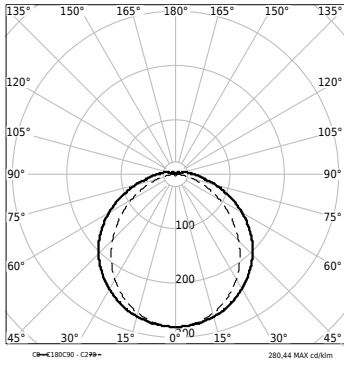
Indoor luminaire. Assembly: directly mounted to ceiling construction or surface mounted on slings. The body material is polycarbonate. Colour - grey. Luminaire dimensions: 1163 x 115 x 110 mm. Diffuser: PC (opallescopic polycarbonate). The efficiency of the optical system is 85,34%. Beam angle: (C0-C180) / (C90-C270) - 120,4° / 99°. Light source type: LED. Colour of the light 4000 K. SDCM=3. CRI>80. Lifetime of LED sources: 60000 h L80/B10. Luminaire luminous flux: 5540,3 lm. Power of luminaire: 35,3 W. Luminaire's light efficiency: 156,9 lm/W. Driver: standard on/off (E). Voltage 220..240 V, 50..60 Hz. Power factor $\cos\phi$: >0,95. Circuit load capacity: 20 (B10), 32 (B16), 25 (C10), 40 (C16). Operating temperature range: -25 ÷ 50° C. Protection degree: IP66. Impact resistant: IK10. Protection against electric shock: I.

Consult us for custom made versions.



**NEPTUN INDUSTRY LED 6000 PC-OPAL E IP66 840 /
1163X115X110MM HT50**

Light distribution



Acceptable quantity of luminaires NEPTUN INDUSTRY LED HT50 on one circuit, protected by:*

Luminaire	Type	10 A	16 A
NEPTUN INDUSTRY LED HT50	B	20	32
	C	25	40