

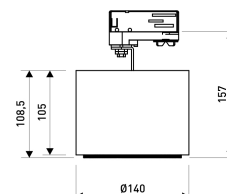


#### Dimensions

Product dimensions (mm)	Ø140 x 157
Packing dimensions (mm)	150 x 150 x 165
Net weight (g)	1120
Gross weight (Kg)	1,3

#### Scheme





#### Scheme



## VECTOR 2600 A15° E 63 930 3F

### DESCRIPTION

Luxiona spotlight with circular shape from the TROLL family Vector. Luminaire specially designed for general or accent lighting in commercial spaces, show-windows, museums and galleries, as well as other interior spaces. The projector is installed on the TROLL three-phase track system. Spotlight designed with driver built-in the head. Body is made of die-cast aluminium and polycarbonate with finishes in White. Spotlight allows tilting 90° and rotation of 355°. Luminaire has a protection degree vs. environmental of IP20. Spotlight sets in multilenses optical system with asymmetrical wall washer beam at 15° luminaire built-in a 24 W LED light source with colour temperature of 3000K, colour reproduction over 90% and a colour consistency of 3 SDMC. Luminaire's luminous output is 1534 Lm, with a luminous efficacy of 54,8 Lm/W, and total consumption of 28 W. Luminaire life is (h) 60000 [L80B10]. luminaire adds in an Electronic Control Gear built in the adapter fed at: 220...240V 50/60Hz.

Item code	11.1536.0033.63
Product type	IN
Category	Tracklights
Family	Vector
Subfamily	Vector
Materials	Spotlight designed with driver built-in the head. Body is made of die-cast aluminium and polycarbonate with finishes in White.
Optical system	Spotlight sets in multilenses optical system with asymmetrical wall washer beam at 15°
Installation instructions	The projector is installed on the TROLL three-phase track system.
Pictograms	   

#### Product

Real power (W)	28
Real luminous flux (Lm)	1534
Luminous efficiency (Lm/W)	54,8
Beam angle (°)	A15
Life time (h)	60000 (L80B10)
IP	IP20
Electrical class insulation	Class 1
Operating temperature	from -20°C to 35°C
Electrical feeding	220..240V, 50/60Hz
Colour (RAL)	White(9003)
Energy efficiency class	A

#### Control gear

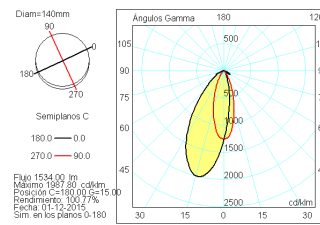
Control gear included	Yes
Control gear	Electronic Control Gear
Power Factor	0,98
Flicker Free	Flicker Free

#### Light source

Light source included	
Light source	Led
Type of LED	Power LED
Nominal power (W)	24
Nominal luminous flux (Lm)	2600
Average life time (h)	50000
Colour temperature (K)	3000
Colour consistency (SDCM)	3
CRI	90

#### Photometry

Photometry



Accessories

2427/33

Surface base for spotlights with tree-phase adapter.

Picture



Scheme

