

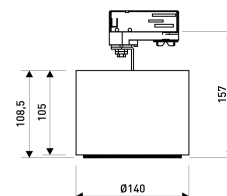


Dimensions

| | |
|-------------------------|-----------------|
| Product dimensions (mm) | Ø140 x 157 |
| Packing dimensions (mm) | 150 x 150 x 165 |
| Net weight (g) | 1120 |
| Gross weight (Kg) | 1,3 |

Scheme





Scheme



VECTOR 2600 A15° E 04 930 3F

DESCRIPTION

Luxiona spotlight with circular shape from the TROLL family Vector. Luminaire specially designed for general or accent lighting in commercial spaces, show-windows, museums and galleries, as well as other interior spaces. The projector is installed on the TROLL three-phase track system. Spotlight designed with driver built-in the head. Body is made of die-cast aluminium and polycarbonate with finishes in Black. Spotlight allows tilting 90° and rotation of 355°. Luminaire has a protection degree vs. environmental of IP20. Spotlight sets in multilenses optical system with angle beam of A15°. luminaire built-in a 24 W LED light source with colour temperature of 3000K, colour reproduction over 90% and a colour consistency of 3 SDMC. Luminaire's luminous output is 1534 Lm, with a luminous efficacy of 54,8 Lm/W, and total consumption of 28 W. Luminaire life is (h) 60000 [L80B10], luminaire adds in an Electronic Control Gear built in the adapter fed at: 220...240V 50/60Hz.

| | |
|---------------------------|---|
| Item code | 11.1536.0033.04 |
| Product type | IN |
| Category | Tracklights |
| Family | Vector |
| Subfamily | Vector |
| Materials | Spotlight designed with driver built-in the head. Body is made of die-cast aluminium and polycarbonate with finishes in Black. |
| Optical system | Spotlight sets in multilenses optical system with angle beam of A15°. |
| Installation instructions | The projector is installed on the TROLL three-phase track system. |
| Pictograms |     |

Product

| | |
|-----------------------------|--------------------|
| Real power (W) | 28 |
| Real luminous flux (Lm) | 1534 |
| Luminous efficiency (Lm/W) | 54,8 |
| Beam angle (°) | A15 |
| Life time (h) | 60000 (L80B10) |
| IP | IP20 |
| Electrical class insulation | Class 1 |
| Operating temperature | from -20°C to 35°C |
| Electrical feeding | 220..240V, 50/60Hz |
| Colour (RAL) | Black(9005) |
| Energy efficiency class | A |

Control gear

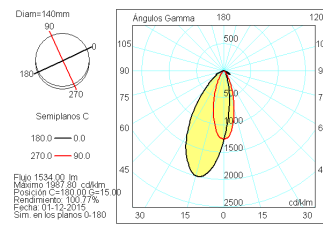
| | |
|-----------------------|-------------------------|
| Control gear included | Yes |
| Control gear | Electronic Control Gear |
| Power Factor | 0,98 |
| Flicker Free | Flicker Free |

Light source

| | |
|----------------------------|-----------|
| Light source included | |
| Light source | Led |
| Type of LED | Power LED |
| Nominal power (W) | 24 |
| Nominal luminous flux (Lm) | 2600 |
| Average life time (h) | 50000 |
| Colour temperature (K) | 3000 |
| Colour consistency (SDCM) | 3 |
| CRI | 90 |

Photometry

Photometry



Accessories

2427/04

Surface base for spotlights with tree-phase adapter.

Picture



Scheme

